




**STEAM TRAPPING &
FLOW CONTROL
PRODUCTS
SINCE 1985**



THERMODYNAMIC STEAM TRAPS

Model	Image	Size	Material	End Connections	PMA (Kg/cm ²)/ TMA (°C)	Cap. At PMO (Kg/hr)
PT10		DN 15, 20	A743 Gr. CA40	Screwed (NPT / BSPT / BSP), SW, Flanged	21/425	440
PT11		DN 15, 20, DN 25	A743 Gr. CA40	Screwed (NPT / BSPT / BSP), SW, Flanged	42/425	727 1066
PT11H		DN 15, 20, DN 25	A743 Gr. CA40	Screwed (NPT / BSPT / BSP), SW, Flanged	42/425	2280 2880
PT13		DN 15, 20 Repairable	A217 Gr. WC6	SW, Flanged	65/510	590
PT14N		DN 15, 20, 25 Repairable	A182 Gr. F22 Cl. 3	SW, Flanged, BW	(#1500) 200/300	620
PT16		DN 8, 10, 15, 20, 25	A743 Gr. CA40	Screwed (NPT / BSPT / BSP), SW	42/425	759 1135
PT17R Threaded		DN 15, 20, 25 Repairable	A105	Screwed (NPT / BSPT), SW, BW, Flanged	31.6/425	675 1080
PT17R Bolted		DN 15, 20, 25 Repairable	A105	Screwed (NPT / BSPT), SW, BW, Flanged	50/425	675 1080
PT18		DN 15, 20	A743 Gr. CA40	Suitable for universal connector	42/425	850
PT18Y		DN 15, 20	A743 Gr. CA40	Suitable for universal connector	42/425	850



INVERTED BUCKET STEAM TRAP

Model	Image	Size	Material	End Connections	PMA (Kg/cm ²)/ TMA (°C)	Cap. At PMO (Kg/hr)
PT21		DN 15, 20, 25, 40	Cast Iron	Screwed (NPT / BSPT / BSP)	17.5/220	2800 to 3600
PT22		DN 15, 20	Cast Iron	Screwed (NPT / BSPT / BSP)	16/220	300
PT23		DN 15, 20, 25	Cast Iron	Screwed (NPT / BSPT / BSP)	16/220	890
PT23L		DN 20, 25	Cast Iron	Screwed (NPT / BSPT / BSP)	16/220	300
PT 24 PT 24L		DN 15, 20, 25, 40, 50	A216 Gr. WCB A217 Gr. WC6	SW, Flanged SW, Flanged	63/425 65/510	720 to 10000
PT 25 PT 25L		DN 15, 20, 25, 40, 50 DN 20, 25	A216 Gr. WCB A216 Gr. WCB	Screwed (NPT / BSPT / BSP), SW, Flanged Screwed (NPT / BSPT / BSP), SW, Flanged	25/425 18/425 25/425 18/425	4400 10000


FLOAT & THERMOSTATIC STEAM TRAP

Model	Image	Size	Material	End Connections	PMA (Kg/cm ²)/ TMA (°C)	Cap. At PMO (Kg/hr)
PT61		DN 15, 20, 25	Cast Iron	Screwed (NPT/ BSPT / BSP)	16/220	4.5 bar - 1229 10 bar - 820 14 bar - 510
PT61SS		DN 15, 20	A351 Gr. CF8	Screwed (NPT / BSPT / BSP), SW, Flanged	16/220	4.5 bar - 495 10 bar - 420 14 bar - 482
PT62		DN 15, 20, 25, 40, 50	A216 Gr. WCB	Screwed (NPT / BSPT / BSP), SW, Flanged	16/220	4.5 bar - 5056 10 bar - 5119 14 bar - 5190
PT62HP		DN 15, 20, 25, 40, 50	A216 Gr. WCB	Screwed (NPT / BSPT / BSP), SW, Flanged	32/400	21 bar - 6640 25 bar - 5800
PT63		DN 20, 25, 32, 40, 50	Cast Iron	Screwed (NPT / BSPT / BSP)	16/220	1 bar - 4945 2 bar - 4540 5 bar - 2465 8.5 bar - 2035
PT64		DN 32, 40, 50	Cast Iron	Screwed (NPT / BSPT / BSP)	16/220	1 bar - 4938 2 bar - 4536 5 bar - 3512 8.5 bar - 3011
PT64H		DN 50	Cast Iron	Screwed (NPT / BSPT / BSP)	16/220	3.5 bar - 9350
PT65		DN 25, 40, 50	Cast Iron	Screwed (NPT / BSPT / BSP)	16/220	4.5 bar - 5056 10 bar - 5119 14 bar - 5190
PT65H		DN 40, 50	Cast Iron	Screwed (NPT / BSPT / BSP)	16/220	4.5 bar - 15300 14 bar - 17430
PT66		DN 40, 50	A216 Gr. WCB	Screwed (NPT / BSPT / BSP), SW, Flanged	16/220	4.5 bar - 15300 14 bar - 17430
PT67		DN 80, 100, 150	A516 Gr. 70	Flanged #150, #300	15/220	2 bar - 100000 3 bar - 58000 5 bar - 60000

THERMOSTATIC STEAM TRAP WITH BIMETALLIC COLUMN

Model	Image	Size	Material	End Connections	PMA (Kg/cm ²)/ TMA (°C)	Cap. At PMO (Kg/hr)
PT40		DN 15, 20	A105	Screwed (NPT / BSPT / BSP), SW, Flanged	32/425	900
PT14BM		DN15, 20, 25	A182 Gr.F22 CL3	Socket Weld / Butt Weld / Flanged	#2500	620

BALANCED PRESSURE THERMOSTATIC STEAM TRAPS

Model	Image	Size	Material	End Connections	PMA (Kg/cm ²)/ TMA (°C)	Cap. At PMO (Kg/hr)
PT30		DN 15, 20	A105	Screwed (NPT/ BSP/ BSPT), SW, Flanged	22/220	686
PT31		DN 8, 10, 15, 20	A351 Gr. CF8	Screwed (NPT / BSPT / BSP), SW	22/220	450
PT33		DN 15, 20, 25	A105	Screwed (NPT / BSPT / BSP), SW, Flanged	22/220	690

LIQUID DRAIN TRAPS

Model	Image	Size	Material	End Connections	PMA (Kg/cm ²)/ TMA (°C)	Cap. At PMO (Kg/hr)
PD11		DN 15, 20, 25	A743 Gr. CA40	Screwed (NPT/BSPT / BSP), SW	42/425	890
PD21		DN 15, 20, 25, 40	Cast Iron	Screwed (NPT / BSPT / BSP)	17.5/220	4200
PD61		DN 15, 20, 25	Cast Iron	Screwed (NPT/ BSPT / BSP)	16/220	1583
PD61SS		DN 15, 20	A351 Gr. CF8	Screwed (NPT/ BSPT / BSP), SW, Flanged	16/220	645
PD62		DN 15, 20, 25, 40, 50	A216 Gr. WCB	Screwed (NPT / BSPT / BSP), SW, Flanged	16/220	2180
PD63		DN 20, 25, 32	Cast Iron	Screwed (NPT/BSPT / BSP)	16/220	1800
PD65		DN 25, 40, 50	Cast Iron	Screwed (NPT /BSPT / BSP)	16/220	2180
PD66		DN 40, 50	A216 Gr. WCB	Screwed (NPT /BSPT / BSP), SW, Flanged	16/220	18360


THERMOSTATIC STEAM TRAPS FOR CLEAN STEAM APPLICATIONS

Model	Image	Size	Material	End Connections	PMA (Kg/cm ²)/ TMA (°C)	Cap. At PMO (Kg/hr)
PT32		DN 15, 20	A351 Gr. CF8	Triclamp ends	10.5/177	500

AIR VENT

Model	Image	Size	Material	End Connections	PMA (Kg/cm ²)/ TMA (°C)	Cap. At PMO (Kg/hr)
PT31AV		DN 8, 10, 15, 20	A351 Gr. CF8	Screwed (NPT / BSPT / BSP), SW	22/220	8




FLOAT TYPE AIR ELIMINATOR

Model	Image	Size	Material	End Connections	PMA (Kg/cm ²)/ TMA (°C)	Cap. Air Discharge (m ³ /hr)
PAE10		DN 15, 20, 25	Cast Iron	Screwed (NPT/ BSPT / BSP)	21/220	11
PAE61		DN 15, 20	Cast Iron	Screwed (NPT/ BSPT / BSP)	16/220	23

STRAINERS

Model	Image	Size	Material	End Connections	PMA (Kg/cm ²)/ TMA (°C)	Cap. At PMO(Kg/hr)
Forged Strainer - PS11 #2500		DN 25, 40, 50	A182 Gr.F22 CL3 / A105	Socket Weld	#1500 #2500	-
Y - Strainer - PS11		DN 15 ~ DN 50	Cast Iron	Screwed (BSP, BSPT, NPT), SW	40/220	
		DN 65 ~ DN 200	A216 Gr. WCB, A351 Gr. CF8		40/340	
		DN 65 ~ DN 200	A216 Gr. WCB	Flanged	#150 #300	
Basket Strainer - PS31		DN 15 ~ DN 200	A106 / SS316	Flanged	#150 #300	-





FLOW CONTROL PRODUCTS

Model	Image	Size	Material	End Connections	Pressure Range	PMA(Kg/cm ²)/TMA (°C)	Cap. At PMO(Kg/hr)
Piston Valve - PPV		DN 15 ~ DN 40	A105	Screwed (NPT/ BSP/ BSPT), SW	#800	-	-
		DN 15 ~ DN 200	A216 Gr. WCB	Screwed (NPT/ BSP/ BSPT), Flanged, SW	#150, #300, PN40	-	-
Pressure Reducing Valve - PPRV		DN 15 - DN 100	ASTM A216 Gr. WCB	Integral Flange	#150, #300	19.6 bar @38 Deg C for #150 / 51.1 bar @38 Deg C for #300	As per the Cv value table
Eccentric Rotary Control Valve - PRCV11		DN 25, 40, 50, 80, 100	A216 Gr. WCB / A351 Gr. CF8M	Wafer Type, Separable Flange & Integral Flange	#600	102.1 bar @38 Deg C	As per the Cv value table







PIPELINE ACCESSORIES

Model	Image	Size	Material	End Connections	PMA (Kg/cm ²) / TMA (°C)
Fabricated Separator - PFSPR		DN 15 ~ DN 300	A106 Gr B	Flanged	#150 #300
Diffuser - PDF10		DN 15, 20	AISI 304	Screwed (NPT / BSPT / BSP), SW	PN 63
Union - PUN 10		DN 15 ~ DN 80	A105	Screwed (NPT / BSPT / BSP), SW	148/370
Vaccum Breaker - PVB		DN 8 ~ DN 15	AISI 304	Screwed (NPT / BSPT / BSP)	21/450
Sight Glass - PG71		DN 15, 20, 25	Cast Iron	Screwed (NPT / BSPT / BSP)	16/200
Non Slam Disc Check Valve - PC 11		DN 15 ~ DN 100	A351 Gr. CF8M	Suitable for Flanged	#300



ACCESSORIES

Model	Image	Size	Material	End Connections	PMA (Kg/cm ²) / TMA (°C)
Blow Down Valve - BDV		DN 15, 20, 25	A351 Gr. CF8	Screwed (NPT / BSPT / BSP)	-
Isotub - IT		Suitable for all model and sizes	SS304	-	-
Universal Connector - PU11		DN 15, 20	A351 Gr. CF8	Screwed (NPT / BSPT / BSP), SW	42/425
Universal Connector with Strainer - PU11Y		DN 15, 20	A351 Gr. CF8	Screwed (NPT / BSPT / BSP), SW	42/425

MANIFOLDS & PIPELINE CONNECTORS

Model	Image	Size	Material	End Connections	PMA (Kg/cm ²) /TMA (°C)
Steam Condensate 2 Way Manifold - PMF10		DN 15, 20	A105	Screwed (NPT / BSPT / BSP), SW	#800
Steam Manifold - PSDM 40/50		DN 15, 20	A105	Socket Weld, Flanged #150, #300	#600
Condensate Manifold - PCCM 40/50		DN 15, 20	A105	Socket Weld, Flanged #150, #300	#600
Compact Module - PCM41B/PCM41		DN 15, 20, 25	A105	DN15, 20: - Socket Weld/ Screwed / Flanged DN25: - Socket Weld / Flanged	As per trap rating
Compact Module - PCM22B		DN 15, 20	A105	Socket Weld	As per trap rating
Steam Trap Module		The complete unit comes factory welded, inspected & tested ready for assembly at customer's place. Additional accessories like strainers, sight glass, check valves, etc. can be added as per customer requirement.			

PENNANT CONDENSATE PUMPS

Model	Image	Size	Material	End Connections	PMA(Kg/cm ²)/TMA (°C)	Cap. At PMO (kg/hr)
Pressure Power Pump - PCP		DN25 X DN25 to DN100 X DN100	A516 Gr.70	Flanged - #150, #300.	215 / 392	1950 to 43120
Electric Power Pump - PECP		Simplex Duplex	<ul style="list-style-type: none"> 1,000 – 150,000 sq. ft. EDR 2,500 – 37,500 PPH Floor mounted units are rated for 200 °F condensate and up to 210 °F at certain operating points 			

Pneumatic Condensate Pump - Electric Power Pump PECP Only Offered By Pennant USA



INDIA

CORPORATE OFFICE

329, Sachapir Street, Opp. Camp Court, Camp,
Pune 411 001, India.

Tel.: +91 74983 76559

support@pennantcorp.com

USA

PENNANT INTERNATIONAL CORPORATION

9217 Bear Claw Way Madison, WI 53717, USA

Tel.: 877- 597-TRAP (8727)

Fax: 1-866-682-1244

info@pennantcorp.com

www.pennantcorp.com