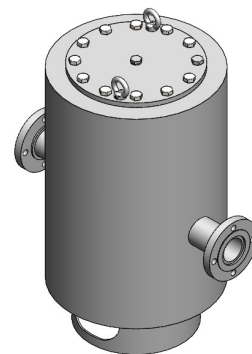


PT67

HIGH CAPACITY FLOAT OPERATED STEAM TRAPS



DESCRIPTION:

PT67 high capacity float operated traps with manual airventing facility. Designed for draining condensate from all types of low and medium pressure heating and process equipment. Typical applications include unit heaters, heat exchangers, driers and jacketed vessels.

FEATURES:

Modulating discharge.

Discharges condensate at steam temperature.

SIZES: DN80, 100, 150

CONNECTIONS: Flanged #150, #300

LIMITING CONDITIONS:

PMA: Max. allowable pressure	15 bar(g)
TMA: Max. allowable temperature	220 °C
PMO: Max.. operating pressure	5 bar(g)
TMO: Max. operating temperature	220 °C

MATERIAL:

NO.	PART	MATERIAL	QTY. (Nos)
1.	BODY SHELL	ASTM A106 Gr. B	1
2.	COVER PLATE	ASTM A516 Gr. 70	1
3.	FLANGE	ASTM A105	2
4.	LEVER	AISI 304	1
5.	FLOAT ASSLY	AISI 304	1
6.	HOUSING ASSLY WITH SUCTION PIPE	AISI 304	1
7.	AIR VENT ASSLY.	AISI 304	1
8.	COVER GASKET	SPIRAL WOUND GRAPHITE WITH AISI 304	1
9.	DRAIN PLUG GASKET	COPPER	2
10.	DRAIN PLUG	ASTM A743 Gr. CA40	1
11.	BOLT	ASTM A193 Gr.B7	12
12.	STAND	M.S.	1
13.	EYE BOLT	AISI 304	2
14.	LABEL	AISI 304	1

INSTALLATION:

Horizontal installation.

The trap should be installed horizontally below the drain point of the equipment.

Max. differential pressure range:

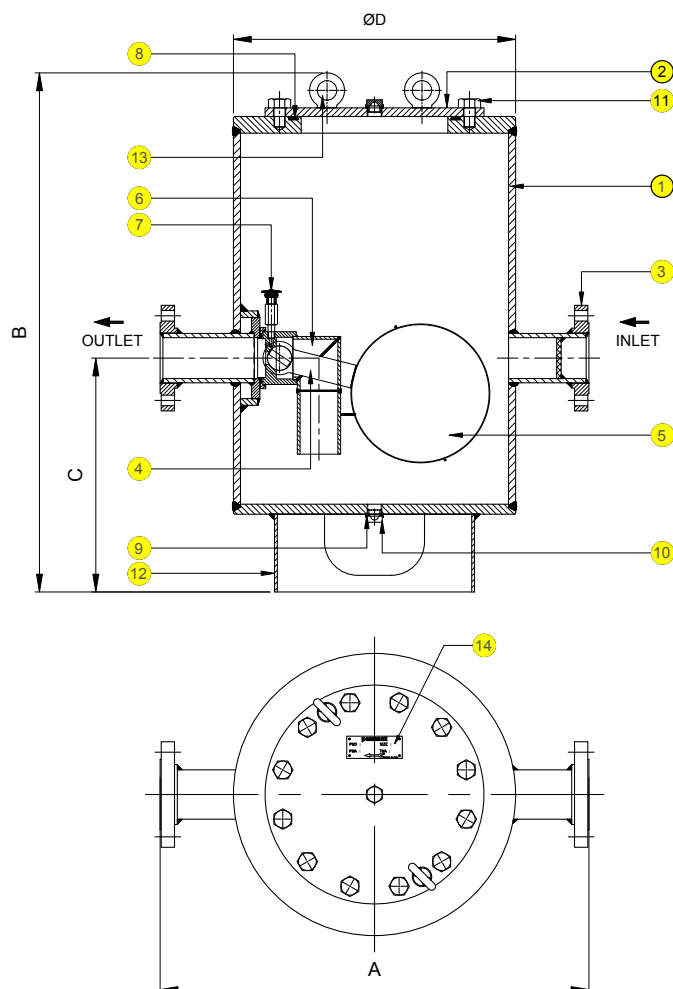
PT67-2 : 2 bar

PT67-3 : 3 bar

PT67-5 : 5 bar

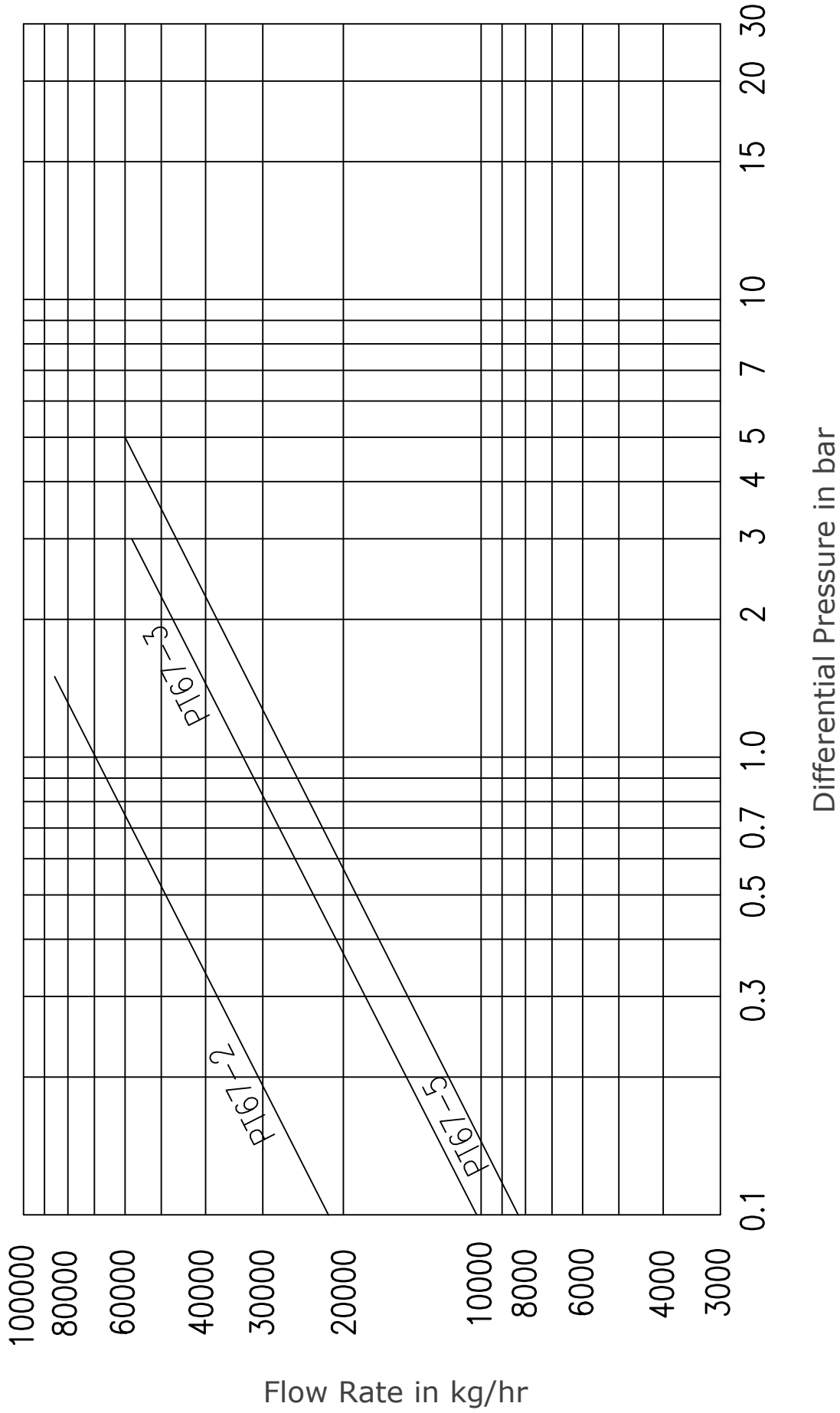
DIMENSIONS: nominal in mm

MODEL	A	B	C	φD
PT67 - 2 bar	814	879	397	610
PT67 - 3 bar, 5 bar	772	872	421	508



PT-67

High capacity float operated steam traps



Local regulations may restrict the use of this product below the conditions quoted. Limiting conditions refer to standard connections only. In the interest of development and improvement of the product, we reserve the right to change the specifications without prior notice.