















ENERGY SAVING STEAM TRAPS & FLUID CONTROL PRODUCT LIST



THERMODYNAMIC STEAM TRAPS

Model	Image	Size	Material	End Connections	PMA (psig)/ TMA (°F)	Cap. At PMO (lbs/hr)
PT10		1/2", 3/4"	A743 Gr. CA40	Screwed (NPT / BSPT / BSP), SW, FL	300 / 800	980
PT11		1/2", 3/4", 1"	A743 Gr. CA40	Screwed (NPT / BSPT / BSP), SW, FL	600 / 800	1600 2350
PT11H		1/2", 3/4", 1"	A743 Gr. CA40	Screwed (NPT / BSPT / BSP), SW, FL	600/800	5100 6400
PT13		1/2", 3/4" Repairable	A217 Gr. WC6	SW, FL, NPT	925 / 950	1290
PT14		1/2", 3/4", 1" Repairable	A182 Gr. F22 Cl3	SW, BW, NPT	3555 / 1000	1365
PT16		1/4", 3/8", 1/2", 3/4", 1"	A743 Gr. CA40	Screwed (NPT / BSPT / BSP), SW	600 / 800	1670 2500
PT17R		1/2", 3/4", 1" Repairable	A105	Screwed (NPT / BSPT / BSP), SW, BW, FL	725.2/798	1615 2545
PT18		1/2", 3/4"	A743 Gr. CA40	Screwed (NPT/ BSPT/ BSP), SW Suitable for Universal Connector	600 / 800	1870
PT18Y		1/2", 3/4"	AISI 420	Screwed (NPT/ BSPT/ BSP), SW Suitable for Universal Connector	600 / 800	1870


INVERTED BUCKET STEAM TRAP

Model	Image	Size	Material	End Connections	PMA (psig)/ TMA (°F)	Cap. At PMO (lbs/hr)
PT21		1/2", 3/4", 1", 1½"	Cast iron	Screwed (NPT / BSPT / BSP)	250 / 428	880 - 7000
PT22		1/2", 3/4"	Cast iron	Screwed (NPT / BSPT / BSP)	250 / 428	600
PT23		1/2", 3/4", 1"	Cast iron	Screwed (NPT / BSPT / BSP)	250 / 428	600 - 1950
PT23L		3/4", 1"	Cast iron	Screwed (NPT / BSPT / BSP)	250 / 428	600
PT24		PT 24-1/2", 3/4", 1"	A216 Gr. WCB	SW, FL	900 / 800	1600 - 22000
PT24L		PT24L-11/2", 2"	A217 Gr. WC6	SW, FL	925 / 950	
PT25		PT25- 1/2", 3/4", 1", 1 1/2", 2"	A216 Gr. WCB	Screwed (NPT / BSPT / BSP), SW, FL	350 / 800	1600 - 22000
PT25L		PT25L- 3/4", 1"		Screwed (NPT/BSPT/BSP), SW, FL	350 / 650	




FLOAT & THERMOSTATIC STEAM TRAP

Model	Image	Size	Material	End Connections	PMA (psig)/ TMA (°F)	Cap. At PMO (lbs/hr)
PT61		1/2", 3/4", 1"	Cast Iron	Screwed (NPT/ BSPT / BSP)	250/ 425	65 psi - 2706 145 psi - 1804 200 psi - 1122
PT61SS		1/2", 3/4"	A351 Gr. CF8	Screwed (NPT / BSPT / BSP), SW, FL	250 / 425	65 psi - 1090 145 psi - 925 200 psi - 1060
PT62		1/2", 3/4", 1", 1 1/2", 2"	A216 Gr. WCB	Screwed (NPT / BSPT / BSP), SW, FL	250 / 425	65 psi - 11135 145 psi - 11275 200 psi - 11430
PT62HP		1/2", 3/4", 1", 1 1/2", 2"	A216 Gr. WCB	Screwed (NPT / BSPT / BSP), SW, FL	450 / 750	65 psi - 11135 145 psi - 11275 200 psi - 11430 350 psi - 12775
PT63		3/4", 1", 1 1/4", 1 1/2", 2"	Cast Iron	Screwed (NPT / BSPT / BSP)	250 / 425	15 psi - 10875 30 psi - 9990 75 psi - 5420 125 psi - 4480
PT64		1 1/4", 1 1/2", 2"	Cast Iron	Screwed (NPT / BSPT / BSP)	250 / 425	15 psi - 10875 30 psi - 9990 75 psi - 7735 125 psi - 6630
PT64H		2"	Cast Iron	Screwed (NPT / BSPT / BSP)	250 / 425	50 psi - 20600
PT65		1", 1 1/2", 2"	Cast iron	Screwed (NPT / BSPT / BSP)	250 / 425	65 psi - 11135 145 psi - 11275 200 psi - 11430
PT65H		1 1/2", 2"	Cast iron	Screwed (NPT / BSPT / BSP)	250 / 425	65 psi - 33660 200 psi - 38340
PT66		1 1/2", 2"	A216 Gr. WCB	Screwed (NPT / BSPT / BSP), SW, FL	250 / 425	65 psi - 33660 200 psi - 38340
PT67		3", 4", 6"	A516 Gr. 70	FL #150, #300	250 / 425	30 psi - 180000 75 psi - 132000 180 psi - 125000


THERMOSTATIC STEAM TRAP WITH BIMETALLIC COLUMN

Model	Image	Size	Material	End Connections	PMA (psig)/ TMA (°F)	Cap. At PMO (lbs/hr)
PT40		1/2", 3/4"	A105	Screwed(NPT/ BSP/ BSPT), SW, FL	450/800	2000


BALANCED PRESSURE THERMOSTATIC STEAM TRAPS

Model	Image	Size	Material	End Connections	PMA (psig)/ TMA (°F)	Cap. At PMO (lbs/hr)
PT30		1/2", 3/4"	A105	Screwed(NPT/ BSP/ BSPT), SW, FL	315 / 576	1520
PT31		1/4", 3/8", 1/2", 3/4"	A351 Gr. CF8	Screwed (NPT / BSPT / BSP), SW	315 / 576	990
PT33		1/2", 3/4", 1"	A105	Screwed(NPT/ BSP/ BSPT), SW, FL	315 / 576	1520



THERMOSTATIC STEAM TRAPS FOR CLEAN STEAM APPLICATIONS

Model	Image	Size	Material	End Connections	PMA (psig)/ TMA (°F)	Cap. At PMO (lbs/hr)
PT32		1/2", 3/4"	AISI 316L	Triclamp ends	145 / 350	980




AIR VENT

Model	Image	Size	Material	End Connections	PMA (psig)/ TMA (°F)	Cap. At PMO (lbs/hr)
PT31AV		1/4", 3/8", 1/2", 3/4"	A351 Gr. CF8	Screwed (NPT / BSPT / BSP), SW	315/576	-

FLOAT TYPE AIR ELIMINATOR

Model	Image	Size	Material	End Connections	PMA (psig)/ TMA (°F)	Cap. At PMO (cft/hr)
PAE10		1/2", 3/4", 1"	Cast Iron	Screwed (NPT/ BSPT / BSP)	300 / 425	388
PAE61		1/2", 3/4"	Cast Iron	Screwed (NPT/ BSPT / BSP)	250 / 425	812





LIQUID DRAIN TRAPS

Model	Image	Size	Material	End Connections	PMA (psig)/ TMA (°F)	Cap. At PMO (lbs/hr)
PD11		1/2", 3/4"	A743 Gr. CA40	Screwed (NPT/BSPT / BSP), SW	600 / 800	1900
PD21		1/2", 3/4", 1", 1 1/2"	Cast Iron	Screwed (NPT/BSPT / BSP)	250 / 428	1144-9100
PD61		1/2", 3/4", 1"	Cast Iron	Screwed (NPT/ BSPT / BSP)	250 / 425	1450
PD61SS		1/2", 3/4"	A351 Gr. CF8	Screwed (NPT/ BSPT / BSP), SW, FL	250 / 425	1375
PD62		1/2", 3/4", 1"	A216 Gr. WCB	Screwed (NPT/ BSPT / BSP), SW, FL	250 / 425	3366
PD63		3/4", 1", 1 1/4"	Cast Iron	Screwed (NPT/BSPT / BSP)	250 / 425	3960
PD65		1"	Cast Iron	Screwed (NPT /BSPT / BSP)	250 / 425	3366
PD66		1 1/2", 2"	A216 Gr. WCB	Screwed (NPT /BSPT / BSP), FL, SW	250 / 425	40392





PIPELINE ACCESSORIES

Model	Image	Size	Material	End Connections	PMA (psig)/ TMA (°F)
Strainer - PS11		1/2" ~ 2"	Cast Iron	Screwed (BSP, BSPT, NPT), SW	250/428
			A216 Gr. WCB, A351 Gr. CF8		570/645
		2 1/2" ~ 8"	A216 Gr. WCB	FL #150, #300	Class 150 Class 300
Fabricated Separator - PFSPR		1/2" ~ 12"	A106 Gr B	FL #150, #300	Class 150 Class 300
Diffuser - PDF10		1/2", 3/4"	AISI 304	Screwed (BSP, BSPT, NPT), SW	-
Vacuum Breaker - PVB		1/4" ~ 1/2"	AISI 304	Screwed (NPT / BSPT / BSP)	300 / 850
Sight Glass - PG71		1/2" ~ 2"	Cast Iron	Screwed (NPT / BSPT / BSP)	228 / 400
Non Slam Disc Check Valve - PC11		1/2" ~ 4"	A351 Gr. CF8M	FL #150, #300	Class 150 Class 300
Steam Condensate Manifold - PMF10		1/2", 3/4"	A105	Screwed (NPT / BSPT / BSP), SW	Class 800
Steam Condensate Manifold - PMF 40/50		1/2", 3/4"	A105	Screwed (NPT / BSPT / BSP), SW	Class 600
Compact Module - PCM41B		1/2" ~ 1"	A105	Screwed (NPT / BSPT / BSP), SW	Class 600
Steam Trap module		The complete unit comes factory welded, inspected & tested ready for assembly at customer's place. Additional accessories like strainers, sight glass, check valves, etc. can be added as per customer requirement.			


ACCESSORIES

Model	Image	Size	Material	End Connections	PMA (psig)/ TMA (°F)
Blow Down Valve - BDV		1/2" ~ 1"	AISI 304	Screwed (NPT / BSPT / BSP)	-
Isotub - IT		suitable for all model and sizes	SS 304	-	-
Universal Connector - PU11		1/2", 3/4"	A351 Gr. CF8	Screwed (NPT / BSPT / BSP), SW	600 / 800
Universal Connector - PU11Y		1/2", 3/4"	A351 Gr. CF8	Screwed (NPT / BSPT / BSP), SW	600 / 800


REPLACEMENT KITS FOR F&T TRAPS

Model	Image	Size	End Connections	PMA (psig)/ TMA (°F)
PRK - 15		1/2" ~ 1"	Ready to install, repair kit consisting of trap cover, float mechanism & air-vent. for SPIRAX model (FT-15, FT-30, FT-75, FT-125, FTI-15, FTI-30, FTI-75, FTI-125, FTI-200)	200/450
PRK - 44 PRK - 46		3/4" ~ 2"	Ready to install, repair kit consisting of trap cover, float mechanism & air-vent. For MEPCO models 44 & 46	250/400
PRK - 63		3/4" ~ 2"	Ready to install, repair kit consisting of trap cover, float mechanism & air-vent. For PENNANT model (PT63-15, PT63-30, PT63-75, PT63-125)	250/425
PRK - 64		1 1/4" ~ 2"	Ready to install, repair kit consisting of trap cover, float mechanism & air-vent. for PENNANT model (PT64-15, PT64-30, PT64-75, PT64-125)	250/425





VALVES

Model	Image	Size	Material	End Connections	Pressure Range
Piston Valve - PPV		1/2" - 1 1/2"	Forged A105	Screwed (NPT/ BSP/ BSPT) ,SW	#800
		1/2" ~ 8"	Cast A216 Gr. WCB	Screwed (NPT/ BSP/ BSPT), FL,SW	#150, #300, PN40
		1"			
Lift Check Valve - PLCV		1/2" ~ 2"	A105	Screwed (BSPT/ BSP/ NPT), SW, BW, BW with extension pups	#800
Control Valve - PCV11		1/2" ~ 8"	A216 Gr. WCB	FL #150, #300	#150, #300
Angle Seat Valve - PASV		3/8" ~ 3"	A351 Gr. CF8/ A351 Gr. CF8M	Screwed (BSP/ NPT), BW, FL, Tri - Clamp	232 PSI

PNEUMATIC ACTUATOR

Model	Image	Action	Size	Suitable for Valve Size
PPA11		Direct / Reverse	A1	1/2" - 4"
			A2	2" - 8"
			A3	6" - 8"

ENGINEERED SOLUTIONS

Model	Image	Size	Material	End Connections	PMA (psig)/ TMA (°F)	Cap. At PMO (lbs/hr)
Condensate Pump - Pressure Power PCP		1" x 1" to 4" x 4"	A516 Gr.70	FL - #150, #300.	215 / 392	1950 to 43120
Condensate Pump - Electric Power PECP		Description: Pennant offers a Stainless Steel Electric Condensate Pump for your condensate return needs. Specifications: <ul style="list-style-type: none">• 1,000 – 150,000 sq. ft. EDR• 2,500 – 37,500 PPH• Floor mounted units are rated for 200 °F condensate and up to 210 °F at certain operating points Available configurations: Simplex and Duplex pump				
Pressure Reducing Station - PPRS10		1/2" to 12"	A216 Gr. WCB/ A351 Gr. CF8/ A351 Gr. CF8M	FL - #150, #300.	-	-
De - superheating Systems		"Steam side flange: 4" and water side flange 1"/ 1½" OR • Steam side flange: 6" and water side flange 2"	Pressure rating : upto ANSI # 2500 Pennant De-superheaters are a complete package consisting of; Isolation Valves, Bypass Valves, Strainers, Check Valves and Interconnected Piping ready to install at the site. Panel Box for Temperature Controller is also provided.			
Heat Exchanger Systems		Pennant's Heat Exchanger Systems are customized packages designed to meet the stringent requirements of commercial and industrial customers in both heating and process applications. The packaged systems consists of; Heat Exchanger, Strainers, Control Valves, Steam Traps, Isolation Valves, Condensate Recovery Systems (if necessary) and any project specific accessories.				



USA

PENNANT INTERNATIONAL CORPORATION

9217 Bear Claw Way Madison, WI 53717, USA
Tel.: 877- 597-TRAP (8727) Fax: 1-866-682-1244

info@pennantcorp.com | www.pennantcorp.com

INDIA

CORPORATE OFFICE

329, Sachapir Street, Opp. Camp Court, Camp,
Pune 411 001, India. | Tel.: +91 84460 **50322/3**

marketing@pennantcorp.com | www.pennantcorp.com

Distributed by: